

STEP 1 | SELECT SIZE



Comes standard with a 2¼" deep convertible drawer.



WK-A-01 Wood Knob—Standard

- 42" w x 24" d x 30½"WDBWD-17G2
- 48" w x 24" d x 30½"WDBWD-18G2
- 54" w x 24" d x 30½"WDBWD-19G2
- 60" w x 30" d x 30½"WDBWD-20G2
- 72" w x 30" d x 30½"WDBWD-21G2

STEP 2 | CHOOSE TOP SHAPE

- Rectangle w/No Radius CornersSALT-R
- Rectangle w/1" Radius CornersSALT-R1
- Rectangle w/3" Radius CornersSALT-R3

No Radius Corner

3" Radius Corner


1" Radius Corner

STEP 3 | CHOOSE EDGE

Select from five different edge options.

STEP 4 | CHOOSE LEG STYLE

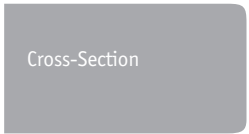
Select from eight different leg options.



- Large Roundover SATE-10



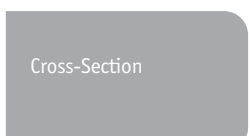
- Underside Bevel SATE-20




- Small Roundover SATE-40



- Large Bevel SATE-60



- Medium Roundover SATE-80



a Avalon (2½" Square Top)

- table height SAL-AV30
- counter height SAL-AV36
- bar height SAL-AV42

b Loft (3½" Square Top)

- table height SAL-CR30
- counter height SAL-CR36
- bar height SAL-CR42

c Chesterville (3½" Square Top)

- table height SAL-CV30
 - counter height SAL-CV36
 - bar height SAL-CV42
- Shown with 2-tone option.

d Farm-Turned (3½" Square Top)

- table height SAL-FT30
- counter height SAL-FT36
- bar height SAL-FT42

e Loft II (2½" Square Top)

- table height SAL-SC30
- counter height SAL-SC36
- bar height SAL-SC42

f Small Square-Tapered

- table height SAL-SS30
- counter height SAL-SS36
- bar height SAL-SS42

g Square-Tapered
(3½" Square Top)

- table height SAL-ST30
- counter height SAL-ST36
- bar height SAL-ST42

h Savannah (5" Square Top)

- table height SAL-SV30
- counter height SAL-SV36
- bar height SAL-SV42